




SOLA BLADE

Simple cost-effective lighting




Floating Walkway
Darwin Waterfront, NT

All-in-one
overhead
area light

Dusk to dawn, soft,
natural white light,
with motion sensing

Built-in bracket simply
attaches to standard
76mm OD pole

Light splay diameter of
~12m at 4m installed height;
~16m at 5m height



Model shown: SBD2-15-10-GRY

APPLICATIONS

- Parks, reserves & open spaces
- Pathway & entrance
- Jetties, boat ramps & pontoons
- Car park & campus lighting

HIGHLUX
SMART SOLAR LIGHTING



1300 884 724
info@highlux.com.au
www.highlux.com.au

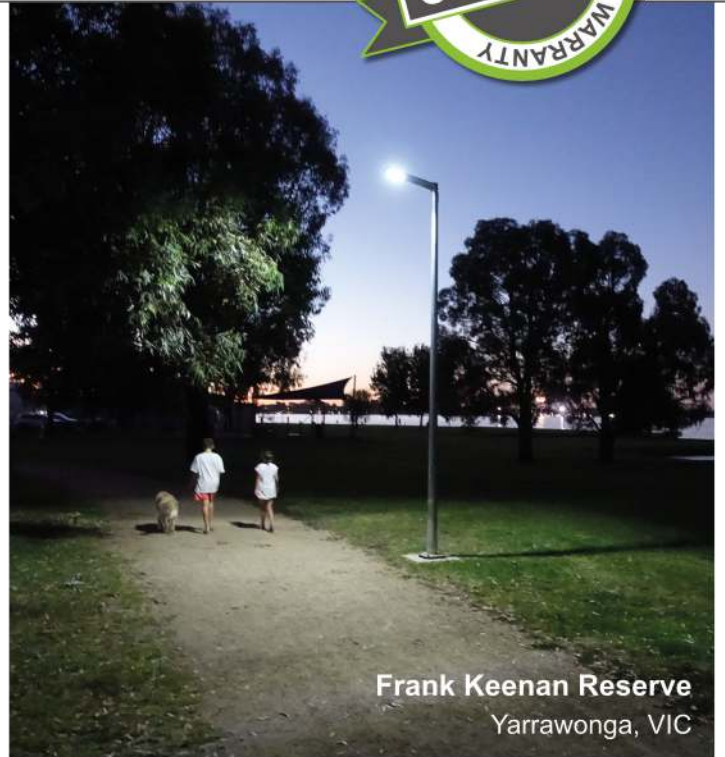


SOLABLADE

Simple cost-effective lighting



Mt Helena College Car Park
Mt Helena, WA



Frank Keenan Reserve
Yarrowonga, VIC

Key Specifications

MODEL	SBD2-15-10-GRY	PANEL ANGLE	15°
SOLAR PANEL	15W Monocrystalline	WIND LOAD	0.06m ²
BATTERY	Li-Ion, 98Wh	INSTALL HEIGHT	Between 4 and 6m
WARRANTY	5y on design, manufacture, performance & battery	INGRESS PROTECTION	IP66
LIGHT SOURCE [Two modes available]	M1 (Default): LED 6W (610 lumen at full power - 100%), 1.5W (162 lumen in energy-saving mode - 25%). M2 (High Power): LED 10W (1,049 lumen at full power - 100%), 2.5W (268 lumen in energy-saving mode - 25%).		
PROGRAM [Two programs available]	P1 (Standard): Runs at full power for first 3h of night, dropping down to energy-saving mode until dawn. In energy-saving mode, light brightens to full power when motion detected; dropping back down to energy-saving after 30 seconds of no further motion detected. P2 (Energy-saving): Runs all night in energy-saving mode. Light brightens to full power when motion detected, dropping down to energy-saving after 30 seconds of no further motion detected.		
LIGHT OUTPUT	Natural White (4,000k CCT) with symmetric pattern (area lighting) or asymmetric (pathway lighting)		
AS/NZS PP5 SPACING	At 5m install height, for 2m-wide pathway, 15 to 26m spacing in energy-saving mode (spacing will vary with latitude & shading)		
MOUNTING	Supplied aluminium bracket enables SOLABLADE to be fastened directly to 76mm (outside diameter) pole or pole spigot (pole sold separately)		
AUTONOMY	3 nights (43 hours), dependent on location, mode & program selected		
DIMENSIONS & WEIGHT	Light fitting: 7kg; 74 x 24 x 4cm (excluding bracket) [Shipping: 1x Carton, 8kg; 84 x 28 x 17cm]		



Jacaranda Springs Park
High Wycombe, WA

HIGHLUX
SMART SOLAR LIGHTING



1300 884 724

info@highlux.com.au

www.highlux.com.au

October 2021